


Reading Your Novel

Activities to complete.

Reading Time:

- 15 minutes of silent reading either:
 - Individually
 - Pairs
 - Small Groups (3-4)



Journal Time:

- 10 minutes of writing time in your English book.
- Respond to given question about character, setting, theme, issue or event.



Talk Time:



- 5 minutes - In pairs with someone else reading the same book, discuss a given question about character, setting, theme, issue or event.

OR

- Summarise what you've read about so far.

Activity Time:

- 30 minutes
- In group(s) complete assigned worksheet(s).
- Groups should be no larger than 4.
- Group members should be others reading the same book.



Worksheet Time:

- 30 minutes
- In group(s) complete assigned worksheet(s).
- Groups should be no larger than 4.
- Group members should be others reading the same book.




Talk Questions:



- Discuss the plot – what key events have happened so far?
- Discuss what you like/dislike about the character.
- Discuss why your favourite character is essential to the story.
- In pairs, create 5 interview questions for the main character and share these in a talk show.
- Brainstorm 2 key themes from your story and why you like/dislike them.

Worksheet(s):

- Complete a Character Web.
- Complete a Conflict Chart.
- Work on Comprehension Questions.
- Complete a Plot Chart.
- Complete a Chapter Summary.



Journal Questions:



1. Discuss how the main character is like or unlike people you know.
2. Would you like to have a character as your friend? Why? Why not?
3. Describe any conflict that exists in the story.
4. Explain the crisis i.e. *struggle the character went through* to overcome a conflict.
5. Quote at least 5 similes/metaphors and their effect(s).

Journal Questions *cont*:



1. Discuss 1 key event in the story and how it relates to the world around you.
2. Finish the sentence “I felt like *character* when...”
3. Did any character change during the book? Explain how.
4. Compare where you live with the setting in the book. Discuss similarities/differences.
5. Finish the sentence “This book made me...*verb*”

Activity(s):

1. Make a time line of key events for a wall display.
2. Create an A3 brainstorm of as many theme(s) as you can think of.
3. Using magazines and newspaper, create a collage of key theme(s) in the story.
4. Find a newspaper ad that is of interest to your character and explain why.



Activity(s) continued:

1. Create a “WANTED” poster of the main character
2. Play “What’s my line?”
3. Create a synopsis slideshow that introduces what your story is about i.e. similar to a movie trailer.
4. Write an epilogue for your story.
5. Make a crossword.



Activity(s) continued:

1. Dramatise your favourite incident in the story.
2. Read your horoscope in the newspaper then write one for your main character.




Activity 1:

- In pairs take turns reading a page each of the first 1-3 chapters in your book.
- Draw the following into your book and label with as many describing words/sentences as you can find in these chapters:
 1. Character(s) – name; age; gender; personality; physical appearance;
 2. Setting – name; time period; scenery; environment; place;

Example Character:

Black hair,
blue eyes,
porcelain
complexion,
strong jaw



Jane, age 12,
female

Is the oldest
of 3
children

Enjoys soccer,
volleyball
and
socialising
with friends.